

DISCESA L=410,000  
DH=-0,517 p=-1,26‰

ASCESA L=650,000  
DH=4,430 p=6,82‰

VERTICE 109

KM	3116,513
Qp	16,920
Rv	3000,000
Qr	8,08
L	20,191
f	0,041

GMD1 - GALLERIA SCAVO MECC. BINARIO PARI  
(GMD1B - TRATTO SUD)  
L = 29,34,24 m

TRATTO TRA I BYPASS TRA LE GALLERIE LATO SUD 5' e 6'  
L = 490,00 m

TRATTO TRA I BYPASS TRA LE GALLERIE LATO SUD 6' e 7'  
L = 495,00 m

Sede stradale  
V.le Strozz / V.le S. Lovagnini

Sede stradale  
V.le Strozz

Sede ferroviaria  
binari accesso  
Stazione FI SMN

V.le Lemie X  
Prog. 2866,233

Sviluppo pedonale  
Prog. 2812,037

V.le E. Brami  
Prog. 3071,128

V.le F. Strozz  
Prog. 3068,500

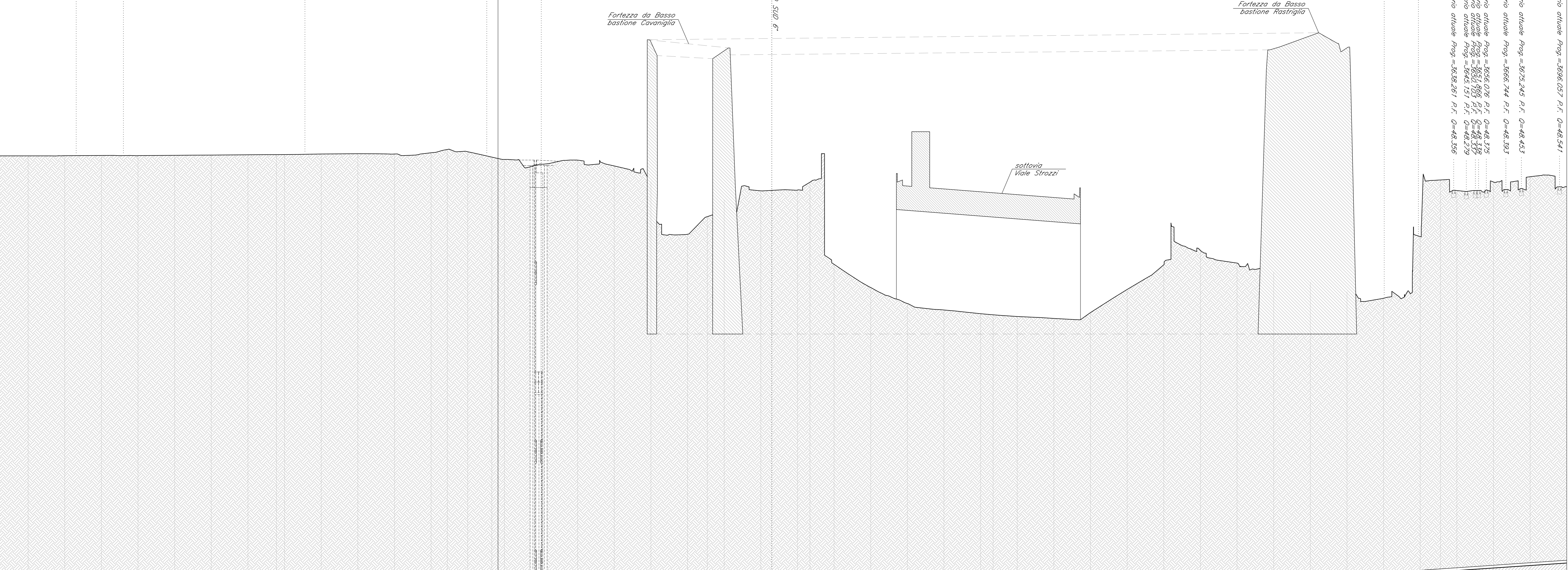
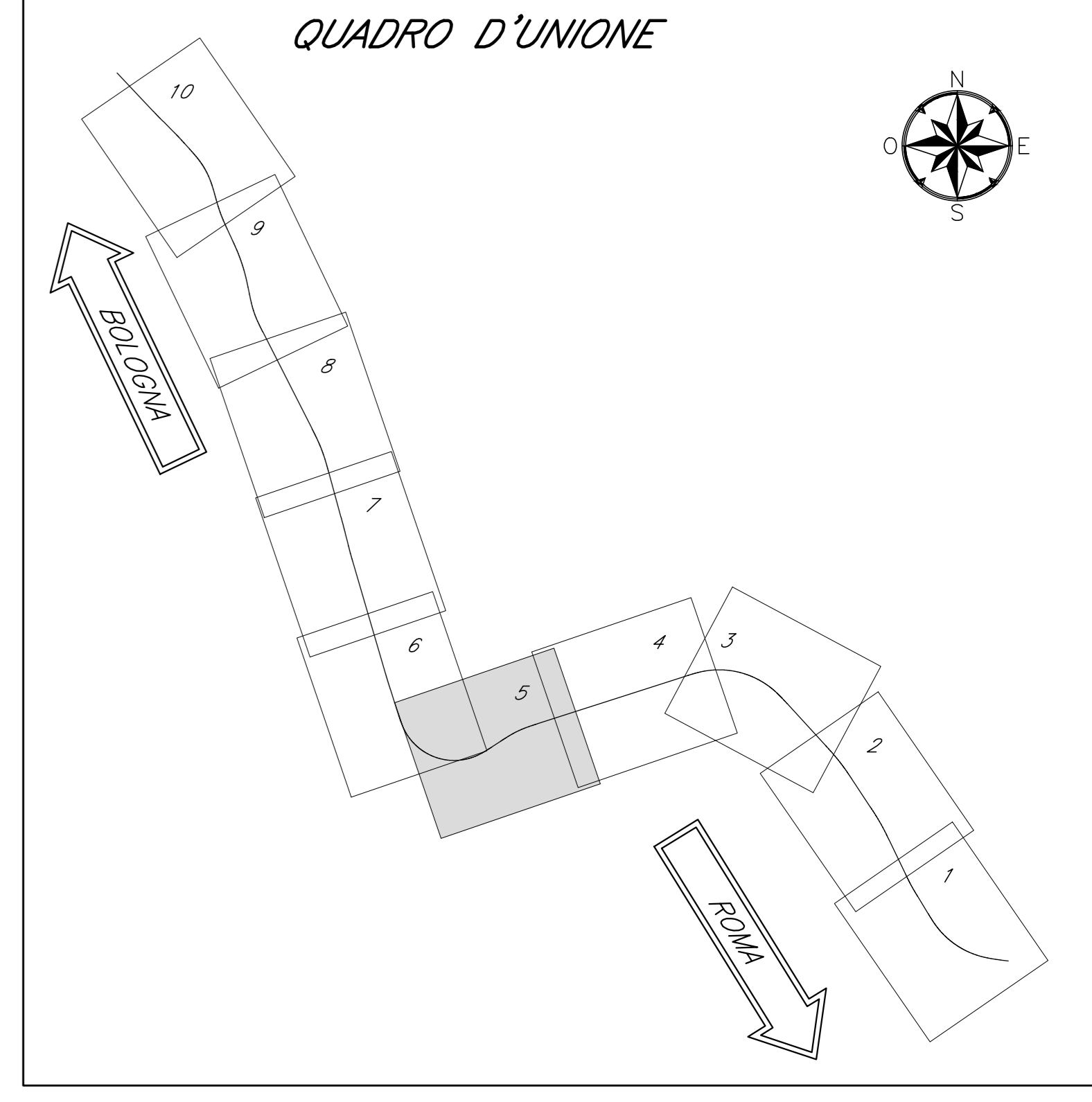
PON - PEZZO DI ACCOSTAMENTO  
P.A. 3116,513  
Prog. 3143,140

PROV. PASSANTE TRA LE GALLERIE LATO SUD 6'  
Prog. 3090,000

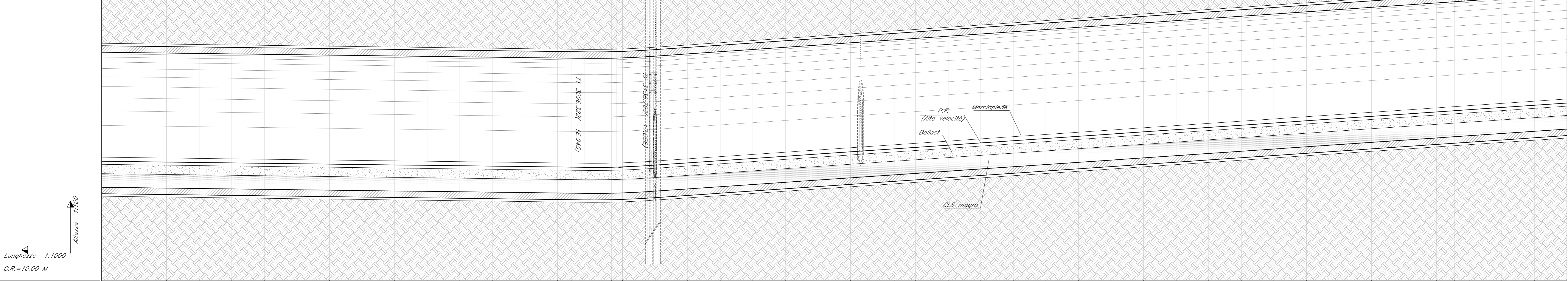
V.le Cattedi dei Lavori  
Prog. 3000,156

Banco accesso  
Prog. 3819,011

Banco attuale	Prog. = 4625,345	P.F. = 0=48,453
Banco attuale	Prog. = 4666,344	P.F. = 0=48,383
Banco attuale	Prog. = 4658,076	P.F. = 0=48,375
Banco attuale	Prog. = 4652,193	P.F. = 0=48,379
Banco attuale	Prog. = 4645,151	P.F. = 0=48,279
Banco attuale	Prog. = 4638,261	P.F. = 0=48,256



Altezze 1:100  
Lunghezze 1:1000  
C.R. = 10,00 M



NUMERO SEZIONE	193	194	195	196	197	198	199	200	201	202	203	204	205	206	207	208	209	210	211	212	213	214	215	216	217	218	219	220	221	222	223	224	225	226	227	228	229	230	231	232	233	234	235	236	237	238	239	240	241	242	243	244	245
QUOTE PROGETTO	50,254	50,229	50,228	50,228	50,249	50,229	50,228	50,222	50,296	50,296	50,301	50,328	50,345	50,329	50,397	50,576	50,453	50,161	50,032	49,213	49,778	49,995	49,677	51,563	45,948	46,909	57,590	46,321	46,362	48,797	44,304	43,041	42,166	41,812	41,609	41,549	41,457	41,353	41,671	42,932	44,281	45,069	44,375	55,271	56,479	54,922	42,456	45,821	48,913	48,335	48,802	49,091	46,807
QUOTE TERRENO	50,254	50,229	50,228	50,228	50,249	50,229	50,228	50,222	50,296	50,296	50,301	50,328	50,345	50,329	50,397	50,576	50,453	50,161	50,032	49,213	49,778	49,995	49,677	51,563	45,948	46,909	57,590	46,321	46,362	48,797	44,304	43,041	42,166	41,812	41,609	41,549	41,457	41,353	41,671	42,932	44,281	45,069	44,375	55,271	56,479	54,922	42,456	45,821	48,913	48,335	48,802	49,091	46,807
ETOMETRICHE	2+900,00				3+000,00							3+100,00					3+200,00				3+300,00				3+400,00				3+500,00				3+600,00	3+700,00																			
DISTANZE PARZIALI	20,000	20,000	20,000	20,000	20,000	20,000	20,000	20,000	15,534	20,000	20,000	20,000	20,000	20,000	8,867	13,156	17,446	20,000	20,000	20,000	20,000	20,000	20,000	10,779	20,000	20,000	20,000	13,188	20,000	20,000	20,000	20,000	20,000	20,000	20,000	20,000	20,000	20,000	20,000	20,000	20,000	20,000	20,000	20,000	20,000	20,000	20,000	20,000	20,000	11,079	20,000	20,000	20,000
PROGRESSIVE	2+820,000	2+840,000	2+860,000	2+880,000	2+900,000	2+920,000	2+940,000	2+960,000	2+980,000	2+995,867	3+015,867	3+035,867	3+055,867	3+075,867	3+095,867	3+115,867	3+135,867	3+155,867	3+175,867	3+195,867	3+215,867	3+235,867	3+255,867	3+275,867	3+295,867	3+315,867	3+335,867	3+355,867	3+375,867	3+395,867	3+415,867	3+435,867	3+455,867	3+475,867	3+495,867	3+515,867	3+535,867	3+555,867	3+575,867	3+595,867	3+615,867	3+635,867	3+655,867	3+675,867	3+695,867	3+715,867	3+735,867	3+755,867	3+775,867	3+795,867			
ANDAMENTO PLANIMETRICO	R = 330,00 SV = 48,579													R = 330,00 SV = 48,579				R = 330,00 SV = 48,579				R = 330,00 SV = 48,579				R = 330,00 SV = 48,579				R = 330,00 SV = 48,579	R = 330,00 SV = 48,579																						

COMMITTENTE

PROGETTAZIONE

**PROGETTO ESECUTIVO**  
LINEA FERROVIARIA MILANO - NAPOLI  
NODO DI FIRENZE - PENETRAZIONE URBANA LINEA AV  
PASSANTE AV  
PROGETTO INFRASTRUTTURA FERROVIARIA  
Profilo longitudinale - B.P. - da pk 2+800 a pk 3+600  
SCALA varie

IL PROGETTISTA

COMMESSA NFIW	LOTTO 00	FASE E	ENTE ZZ	TIPO FZ	DISCIPLINA IF0001	PROGR. 008	REV. A
------------------	-------------	-----------	------------	------------	----------------------	---------------	-----------

REV.	DESCRIZIONE	REDATTO	DATA	VERIFICATO	DATA	APPROVATO	DATA
A	EMISSIONE	MARIANI	30/09/20	FIRENTESE	01/10/20	SORBELLO	02/10/20

Informati Firenze srl - IFR Firenze  
 sede legale: Via Concordato, 22-34 - 50127 - Firenze  
 PEC: ifr@ifr.it  
 Codice Fiscale e P.IVA: 0495550484